

LASERMINI & LASERSERIES

The Laser Mini compact miniature floodlights are attractively designed for use with double ended metal halide and sodium lamps (RX7s). Suitable for interior or exterior applications and ideal for retail lighting. Body manufactured using top quality pressure die cast aluminium, with high performance photometrics. Available in standard colours black, white and silver and to special order a dark metallic finish.

The Laser Series are general purpose floodlights, compact and unobtrusive design. Manufactured using pressure die cast aluminium with integral wiring compartment for speedy installation and servicing. Suitable for all types of weather conditions. High performance photometrics with a wide choice of lamp types. For dusk to dawn operation, photocell versions are available for all types.



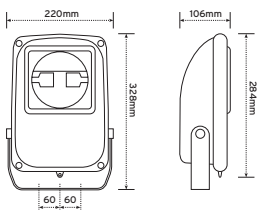
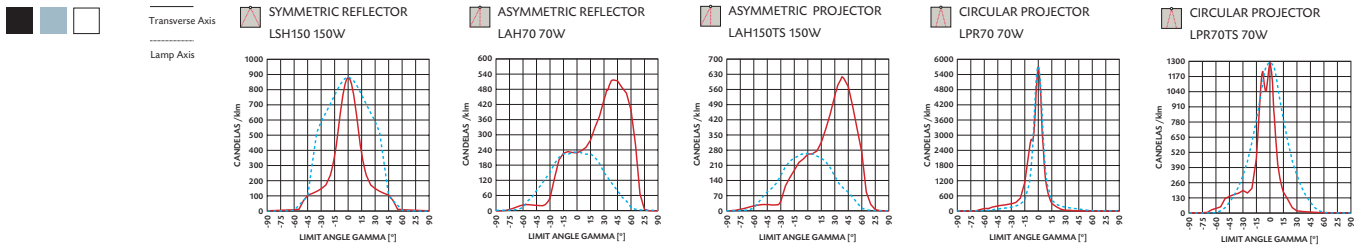
LASER 1 & 2



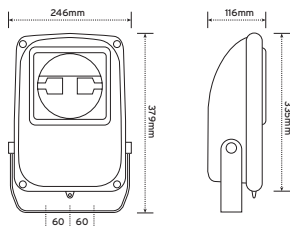
LASER 3 & 5



LASER 7



LASER 1



LASER 2

- H.1 - Metal Halide (RX7s)
- S.5 - Sodium (RX7s)

TECHNICAL SPECIFICATION

HOUSING & FRAME	Pressure die cast aluminium
DIFFUSERS	Safety glass
REFLECTORS	Anodised polished aluminium
CONTROL GEAR	Available with a wide variety of options
LAMP HOLDER	Ceramic RX7s
SUPPLY	Hinged front cover opening
COLOURS	Black RAL 9011 as standard, Silver RAL 9006, White RAL 9003

WINDAGE	Laser 1 - SCX=0.056 M ²
	Laser 2 - SCX=0.075 M ²

ACCESSORIES - LASER 1

Circular steel louvre	L1CL
Steel wire guard	L1WG
600mm outreach arm mounting bracket	L1GB
Steel vertical louvre	L1LV
Timed Igniters	/TI

ACCESSORIES - LASER 2

Circular steel louvre	L2CL
Steel wire guard	L2WG
600mm outreach arm mounting bracket	L2GB
Steel vertical louvre	L2LV
Timed Igniters	/TI



DESCRIPTION	LAMP	Wt.(kg)	PART No.	WHITE	SILVER
SYMMETRIC REFLECTOR WIDE BEAM					
HIGH PRESSURE SODIUM					
LASER 1 - 70W - BLACK	S.5	3.77	LSH70/TS	/W	/S
LASER 2 - 150W - BLACK	S.5	5.23	LSH150/TS	/W	/S
METAL HALIDE					
LASER 1 - 70W - BLACK	H.1	3.77	LSH70	/W	/S
LASER 2 - 150W - BLACK	H.1	5.23	LSH150	/W	/S
SPECULAR SYMMETRIC REFLECTOR NARROW BEAM					
HIGH PRESSURE SODIUM					
LASER 1 - 70W - BLACK	S.5	3.77	LSN70/TS	/W	/S
LASER 2 - 150W - BLACK	S.5	5.23	LSN150/TS	/W	/S
METAL HALIDE					
LASER 1 - 70W - BLACK	H.1	3.77	LSNH70	/W	/S
LASER 2 - 150W - BLACK	H.1	5.23	LSNH150	/W	/S
ASYMMETRIC REFLECTOR WIDE BEAM					
HIGH PRESSURE SODIUM					
LASER 1 - 70W - BLACK	S.5	3.77	LAH70/TS	/W	/S
LASER 2 - 150W - BLACK	S.5	5.23	LAH150/TS	/W	/S
METAL HALIDE					
LASER 1 - 70W - BLACK	H.1	3.77	LAH70	/W	/S
LASER 2 - 150W - BLACK	H.1	5.23	LAH150	/W	/S
ASYMMETRIC REFLECTOR NARROW BEAM					
HIGH PRESSURE SODIUM					
LASER 1 - 70W - BLACK	S.5	3.77	LANH70/TS	/W	/S
LASER 2 - 150W - BLACK	S.5	5.23	LANH150/TS	/W	/S
METAL HALIDE					
LASER 1 - 70W - BLACK	H.1	3.77	LANH70	/W	/S
LASER 2 - 150W - BLACK	H.1	5.23	LANH150	/W	/S
CIRCULAR PROJECTOR 30°					
HIGH PRESSURE SODIUM					
LASER 1 - 70W - BLACK	S.5	3.77	LPR70/TS	/W	/S
LASER 2 - 150W - BLACK	S.5	5.23	LPR150/TS	/W	/S
METAL HALIDE					
LASER 1 - 70W - BLACK	H.1	3.77	LPR70	/W	/S
LASER 2 - 150W - BLACK	H.1	5.23	LPR150	/W	/S

PC PHOTOCCELL OPTIONS ARE AVAILABLE ON ALL TYPES, TO ORDER SUFFIX CODE WITH /PC. e.g. LSH70/PC

NB: A timed ignitor must be used with a ceramic lamp
Black as standard, LED versions TBA



Colour filters available for both versions: BLUE RED GREEN YELLOW

