

Emergency Luminaire Aluminium Enclosure 72011 CG-S 72021 CG-S



72011 CG-S









72021 CG-S DM

Technical Data

72011 CG-S / 72021 CG-S

Viewing distance		40 m
Enclosure material		Aluminium
Weight incl. cover	72011 CG-S	2.10 kg
	72021 CG-S	1.60 kg
Enclosure colour		Aluminium, anodized
	72011 CG-S	Wallmounting
Type of mounting	72021 CG-S	Wall and ceiling mounting
Dimensions in mm (L x H x D)	72011 CG-S	431 x 230 x 80
	72021 CG-S	431 x 230 x 80
Connection terminals		Loop terminals 3 x 2.5 mm ²
Voltage ranges		230 V 50/60 Hz, 220 V DC +25/-20 %
Current consumption		30 mA
Power consumption		16 VA
Permissible temperature range		-10°C to +40°C
Lamp		8 W/T16, 450 lm
Insulation class		I
Degree of protection		IP 40

Ordering details

Type	Scope of supply	Order No.
72011 CG-S	Luminaire with CEWA GUARD monitoring and 20-digit address switch, without cover	400 71 351 220
Cover SL	Clear cover	400 71 351 188
72021* CG-S WM	Luminaire with CEWA GUARD monitoring for wall mounting, with 20-digit address switch, without cover	400 71 351 221
72021* CG-S DM	Luminaire with CEWA GUARD monitoring for ceiling mounting, with 20-digit address switch, without cover	400 71 351 222
72021* CG-S PM	Luminaire with CEWA GUARD monitoring for pendulum mounting, with 20-digit address switch, without cover	400 71 351 223
Cover PL	Cover with silk screened legend acc. DIN 4844 	400 71 351 700
Cover PR	Cover with silk screened legend acc. DIN 4844 	400 71 351 701
Cover PU	Cover with silk screened legend acc. DIN 4844 	400 71 351 702
Cover PL	Cover with silk screened legend 	400 71 351 708
Cover PR	Cover with silk screened legend 	400 71 351 709
Cover PU	Cover with silk screened legend 	400 71 351 710
Dummy cover		400 71 351 198

* Each luminaire requires 2 covers.

Installation material is not included in the scope of delivery of the luminaire. Please order installation material separately depending on the type of mounting (see accessories).

DM = ceiling mounting, WM = wall mounting, PM = pendulum mounting

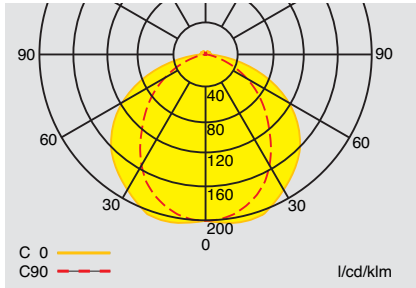
Accessories

Type	Scope of supply	Order No.
Mounting kit for wall and ceiling mounting	for WM / DM rectangular 42 mm	400 71 351 011
Mounting kit for wall and ceiling mounting	for WM / DM rectangular 100 mm	400 71 351 497
Mounting kit for wall and ceiling mounting	for WM / DM rectangular 500 mm	400 71 351 498
Pendulum set 0.5 m	with canopy, silver, square form, for PM	400 71 344 599
Pendulum set 1.0 m	with canopy, silver, square form, for PM	400 71 350 775
Pendulum set 1.5 m	with canopy, silver, square form, for PM	400 71 350 776
Chain fastening	72021 LED CG-S	400 71 351 158

Emergency Luminaire Aluminium Enclosure 72011 CG-S 72021 CG-S

Lighting engineering (with 8 W/T16, 450 lm lamp)

Measuring level: 0,02 m, incl. 25% ageing factor




Polar curve 72011 CG-S

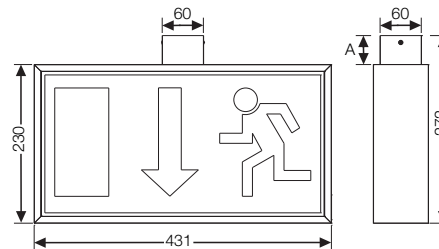
Engineering help 72011 CG-S, with clear cover for $E = 1,25 \text{ lx}$ (0,625 lx)

Mounting height (m)	Type of mounting	Mounting distances (m)			
		L1	L2	L3	L4
2.5	Ceiling mounting	3.0 (3.7)	7.4 (9.0)	3.6 (4.6)	9.2 (11.2)
3.0	Escape route centre	3.1 (4.0)	8.0 (9.8)	3.8 (4.9)	9.8 (12.2)
4.0		3.3 (4.4)	8.8 (11.0)	4.0 (5.4)	10.6 (13.6)
5.0		3.2 (4.6)	9.0 (12.0)	3.9 (5.6)	11.2 (14.6)
6.0		2.9 (4.6)	9.2 (12.4)	3.4 (5.6)	11.2 (15.4)
7.0		2.1 (4.5)	8.8 (12.8)	2.8 (5.4)	10.6 (15.6)
2.0	Wall mounting	2.2 (2.7)	5.4 (6.6)	2.4 (3.1)	6.2 (7.6)
2.5		2.1 (2.8)	5.6 (6.8)	2.0 (2.9)	5.8 (7.6)
3.0		1.8 (2.6)	5.2 (6.8)	- (-)	5.0 (7.2)
3.0	Ceiling mounting	2.4 (3.4)	8.0 (9.8)	4.5 (4.5)	8.2 (10.0)
4.0	Area illumination	3.4 (3.4)	9.0 (11.2)	3.5 (5.5)	9.2 (11.4)
5.0		2.4 (4.4)	9.4 (12.2)	4.5 (4.5)	10.2 (12.6)
6.0		2.4 (4.4)	9.6 (12.4)	3.5 (4.5)	11.0 (14.2)
7.0		1.4 (3.4)	9.6 (13.4)	3.5 (5.5)	11.4 (14.4)

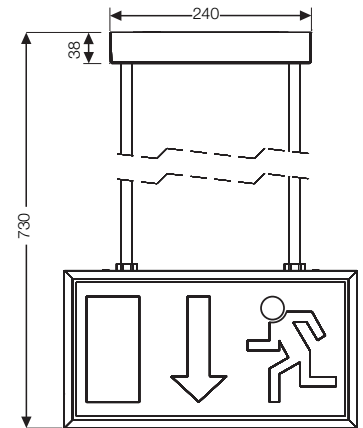
Dimensions (mm)




72011 CG-S



72021 CG-S DM



72021 CG-S PM



72021 CG-S WM

A = 42 mm, 100 mm and 500 mm